

C I T Y O F T I G A R D

Respect and Care | Do the Right Thing | Get it Done



Photo Enforcement Implementation in Tigard

Eric Zimmerman, Lt. Mike Eskew, Brenda Annis

September 18, 2018

Agenda

- **What, How, and the Experience**
 - Explanation of photo enforcement/Case for enforcement
 - Where/How enforcement will occur
 - Discuss specific intersections
 - Authentication and Notification
 - Public experience
 - Court experience
- **Implementation Plan**
 - Court expansion
 - Facility changes, technology updates
 - Public information plan
 - Roll out period

Red Light & “Speed on Green” Photo Enforcement – What is it?

Photo Enforcement is the act of capturing photos/video as evidence, for both red light violations and violations of speed, and then using that evidence to issue citations and prosecute in the appropriate court venue.

- Participating agencies will submit a biennial report
- All citations must be reviewed and signed by a sworn officer
- For speed, must be at least 11mph over the posted limit
- For both speed and red light, must have advisory signs posted
- Requires a Public Information Campaign prior to enforcement
- ODOT locations require ODOT permission and adherence

Red Light & “Speed on Green” Photo Enforcement – What is it?

The Cities of Beaverton and Portland were the first to use **Photo Red Light** enforcement (in the State of Oregon) back in January of 2001. This authority was granted under Oregon Revised Statutes (ORS) 810.434 to 810.436

Those statutes have been revised several times, and in 2017, ORS 810.437 included the ability to conduct photo speed enforcement at intersections – “**Speed on Green.**” Prior to this new statute, photo speed enforcement was only authorized under strict conditions that did not include 24/7 remote operation.

General Overview

<https://www.youtube.com/watch?v=rovBhOFE-w4>



2015-08-01 19:07:01.6
Event 419 Image 1/2

Location: 6054[WB South Santa Monica @ Crescent Drive] Event Type: Red Light Violation
Lane: 4 Speed: 19 MPH Time into phase: 36.6S Amber time: 4.2S



08/01/



2015-08-01 19:07:03.1
Event 419 Image 2/2 [+1.5S]

Location: 6054[WB South Santa Monica @ Crescent Drive] Event Type: Red Light Violation
Lane: 4 Speed: 19 MPH Time into phase: 38.1S Amber time: 4.2S



2018-02-01 15:28:35.7
Event 19751

Image 1 of 2

Location: 6093 EB W. Olympic Blvd @ S. Beverly Dr | Event Type: Red Light Violation
Lane: 2 Speed: 29 MPH



2018-02-01 15:28:36.8
Event 19751

Image 2 of 2

Location: 6093 EB W. Olympic Blvd @ S. Beverly Dr | Event Type: Red Light Violation
Lane: 2 Speed: 29 MPH



The Case for Photo Enforcement

- August 2010 AIS 7 – At the direction of City Council, the Police Department presented an informational briefing photo red light enforcement.
- June 2015 AIS 2226 - Council directed the Police Department (PD) to conduct a traffic study on the feasibility of implementing a photo red light program.
- November 2015 - the PD worked with a photo red light vendor to complete a study at four (4) locations along Pacific Highway.
- August 2016 - AIS 2738 the traffic survey and staff report were submitted to Council for consideration. Council directed staff to determine the public's level of support.
- January 2017 - A photo red light question was included as part of a larger community survey.

The Case for Photo Enforcement

- February 2017 - Citizen survey results were released – 62% approval
- April 2017 - Staff memo to Council including results of citizen survey and requesting direction to move forward.
- May 2017 AIS 3065 – Staff report to Council recommending implementation
- February 2018 – PD moves forward with selecting a vendor for program implementation and a second survey is completed
- Survey results confirm site selection, but work with the vendor deteriorates and a full RFP process is initiated
- August 2018 – The RFP process identifies a top vendor

The Case for Photo Enforcement

Each of the four cities that boarder Tigard have photo enforcement programs. Those cities (except for Tualatin) also enforce “Speed on Green.” *There are no local Speed on Green stats to share at this time.

Biennial Reports

Beaverton

<http://library.state.or.us/repository/2011/201103091606283/2015.pdf>

Portland

<https://digital.osl.state.or.us/islandora/object/osl%3A59531/datastream/OBJ/view>

Sherwood

<https://digital.osl.state.or.us/islandora/object/osl%3A27531/datastream/OBJ/view>

Tualatin

https://www.tualatinoregon.gov/sites/default/files/fileattachments/police/page/4813/2017_tualatin_police_legislative_report.pdf

The Case for Photo Enforcement - Summary

Beaverton reported a 36% reduction in red light violations from 2001 to 2010, and that injury crashes at photo red light intersections decreased by 41% in the same period.

Portland reported a 19% influx in vehicle traffic in 2008 to 2009 – while observing a 49% reduction in the annual crash rate at photo red light intersections.

Sherwood reported 17,040 red light violations in 2011 – as compared to 10,569 in 2014. A drop of 36%.

Tualatin reports a reduction in the rate of injury crashes, and that no fatal crashes have occurred at red light intersections.

Where Enforcement Will Occur

Placement Considerations

Photo enforcement serves as a 24 hour watch over our most active traffic intersections. It's purpose is to reduce incidents of violation and have a positive impact on driver behavior.

In order to best use the resource of photo enforcement, the following are key considerations: Traffic Volume, Violation Counts, Crash Data, and Citizen Traffic Safety Complaints.

Newly restructured intersections, those with nearby railroad tracks, and intersections slated for development should be avoided.

Where Enforcement Will Occur January 2018 Survey / Top 2 Red Light

Pacific HWY @ Hall BLVD **Through** 114 **RT** (NB 99) 1220

Pacific HWY @ Durham Rd **Through** 171 **RT** (NB 99) 1277

These are the estimated monthly red light violations based on a vendor's survey.

Where Enforcement Will Occur February 2018 Survey / Top 3 Speed

SW Pacific HWY @ 72 nd Ave	NB 2508	SB 4665
SW Pacific HWY @ Durham Rd	NB 672	SB 1677
SW Pacific HWY @ Hall Blvd	NB 774	SB 480

These are the estimated monthly speed violations (11mph over) based on a vendor's survey.

Where Enforcement Will Occur Crash Data / Top 8 Locations

Street 1	Street 2	Crashes 2012 – 2016
Pacific HWY	Gaarde St	88
Pacific HWY	Hall Blvd	72
Pacific HWY	Greenburg Rd	55
Pacific HWY	Walnut St	46
Pacific HWY	Bull Mountain Rd	43
Pacific HWY	72 nd Ave	42
Pacific HWY	68 th PKWY	41
Pacific HWY	Durham Rd	40

* Intersections on Scholls Ferry are omitted from this list

Where Enforcement Will Occur Proposed Tigard Intersections

In light of the available information, staff will seek to deploy photo red light/speed equipment at the following Tigard Intersections:

SW Pacific HWY @ Hall BLVD (for through traffic and RT NB)


SW Pacific HWY @ Durham Rd (for through traffic and RT NB)

SW Pacific HWY @ 72nd Ave (for through traffic only)

The plan is to start the program with only red light enforcement. Speed enforcement can be activated once workload and capabilities are better understood. *Each of these intersections must be approved by ODOT.


CITY OF TIGARD

SW Pacific HWY @ Hall BLVD



CITY OF TIGARD

SW Pacific HWY @ Durham Rd



SW Pacific HWY @ 72nd Ave



How Enforcement Occurs


- Violation Detection (applying rules set by ORS and PD users)
- Data (photos and brief video clip) sent securely to vendor
- Double verification of DMV information and image clarity
- Forwarded to PD (event portal) for sworn officer review
- Vendor prints and mails approved citations with customer link
- Certificate of Innocence and Non-Liability forms are included
- Vendor forwards adjudication package to municipal court

System Maintenance and Service

- Computerized Maintenance Management System (CMMS)
- CMMS self reports any anomalies and pages out technicians
- Daily Real-Time system support
- System performance test and proper firing of all subsystems
- Onsite preventative maintenance support
- Annual system calibration and certification
- Maintenance hotline and local service contact
- Customer care hotline for the public

CITY OF TIGARD

What will the public see?



**BEAVERTON POLICE DEPARTMENT
PHOTO ENFORCEMENT SECTION
RED LIGHT TRAFFIC INFRACTION**

NOTICE OF VIOLATION

Mail Date: <mm/dd/yyyy>

Name: <Insert Driver Name>
Address: <Line 1>
<Line 2>
<Line 3>
<Line 4>

Dear <Insert Driver Name>

The Oregon Legislature has enacted legislation authorizing the City of Beaverton to use an automated red light traffic enforcement camera system to issue citations for violating Oregon's traffic control laws (811.265). The City of Beaverton utilizes photo enforcement in an effort to reduce the number of crashes, associated injuries and deaths due to red light violations. This program uses automated cameras and sensor devices to record photographs of the violator, vehicle, and surroundings when a red light violation occurs. - **Red Means Stop.**

A vehicle registered to your business or public agency was photographed in violation of Oregon's traffic control laws, specifically ORS 811.265. The photographs shown on the right note the date, time and location of the violation. A summary of the violation is listed below and details are on the enclosed Uniform Traffic Citation.

Date/Time of Violation	Location	Date Issued
<mm/dd/yy> <hh:mm:ss AM/PM>	<Location Description>	<Date Issued>
License Plate	State	Make
<plate>	<state>	<Make>
Citation Number	Court Date/Time	Fine
<Citation Number>	<mm/dd/yy> <hh:mm AM/PM>	<\$Amt Due>

Issued By: <Insert Approving Officer's Name>
Badge Number: <Insert Badge Number> Signature: _____

If the citation was issued in the name of a business or public agency, **please read the instructions on the back of this letter** which describe the options you have for addressing the violation. If you were not driving the vehicle at the time of the violation, please read the enclosed instructions for submitting a Certificate of Non-Liability form. A new citation may be issued to the identified driver. If you are pleading not guilty and would like a trial date, complete the Trial Request Form on the back of this letter and return it in the enclosed envelope.

WARNING: You must respond by choosing one of the procedures listed on the back of the Uniform Traffic Citation by the court date indicated above. If you do not respond to this citation, a judgment of conviction for the traffic violation may be entered against you, a fine assessed, and ultimately your driver's license may be suspended.

If you have any questions about this letter, please call 503-526-2260 between the hours of 8:00 am and 5:00 pm, Monday through Friday, except holidays. For more information about Beaverton Municipal Court Traffic School Program or payments please call 503-526-2290.

Pay with your Visa, MasterCard or Discover at www.beavertonoregon.gov/court or mail your check or money order with this remittance stub in the enclosed envelope.

- ✓ Make check or money order payable to: **Beaverton Municipal Court**
- ✓ DO NOT MAIL CASH
- ✓ Write the Citation # on the front of your payment and insert this remittance stub in the enclosed envelope
- Check box and see back if requesting Trial

Name: <Insert Driver Name>

Citation #: <XXXXXXXXXX> Due Date: <insert court date>

Plate: <plate> State: <state>


Amount Due: <Insert Amount Due> DL#: <insert DL number>

YOU MUST RESPOND WITH EITHER A PAYMENT, PLEA, OR A CERTIFICATE OF NON-LIABILITY BY THE COURT DATE

Help us make Beaverton streets safe for everyone

**VIEW YOUR VIOLATION IMAGES / VIDEO
ONLINE AT: www.public.cite-web.com
Citation #: xxxxxxxx PIN #: xxxxxxxx**

For information about Beaverton Municipal Court Traffic School Program or to make an online payment visit:
www.beavertonoregon.gov/court



CITY OF TIGARD

INSTRUCTIONS

ONLINE PAYMENT: To pay your fine online with a credit card, go to www.beavertonoregon.gov/court (Visa/MC/Discover accepted)

PAYMENT BY PHONE: You may pay by phone with a credit card only after submitting a written plea. Call 503-526-2290 and follow the automated prompts. Please have your citation number and credit card ready.

PAYMENT BY MAIL: Check or money order should be made payable to: **Beaverton Municipal Court**. Mail your payment and remittance stub in the enclosed envelope. Write the citation number and license plate number on your check or money order TO ENSURE PROPER CREDIT. **DO NOT SEND CASH.**

WALK-IN PAYMENTS: Pay in person at **Beaverton Municipal Court, 4755 SW Griffith Drive, Beaverton, OR 97005-8713**, Monday-Friday, 8:00 am – 5:00 pm PST, except holidays. Methods of payment accepted are cash, check, money order or credit card (Visa/MC/Discover). Please have a copy of this letter and your driver's license.

VEHICLE / PLATE WAS STOLEN: The owner **MUST** provide a copy of the police report detailing that the vehicle / plate was stolen prior to the date of the violation noted on this citation.

IF YOU SOLD THE BUSINESS VEHICLE: If you sold the business vehicle prior to the violation date, please indicate the new owner on the Certificate of Non-Liability and return it to the court.

IF YOU WERE NOT THE DRIVER: If you were not the driver of the vehicle at the time and location described in the citation, you may fill out the enclosed **Certificate of Non-Liability** form identifying the person who was actually driving the business vehicle. If you do not identify the driver and provide all required information, your citation will not be dismissed.

TO CONTEST THE CITATION AND REQUEST A TRIAL DATE: To request a trial date, complete the Trial Request Form below, sign and return it prior to the court date on the front of this notice, to: **Beaverton Municipal Court, P.O. Box 4755, Beaverton, OR 97076-4755**. If there are questions in reference to your trial date, please call (503) 526-2290.

TO APPEAR IN PERSON: Please take a copy of your Uniform Traffic Citation and your driver's license to the **Beaverton Municipal Court, 4755 SW Griffith Drive, Beaverton, OR 97005-8713**

QUESTIONS: If you have any questions about this citation, please contact Beaverton Municipal Court at 503-526-2290 between the hours of 8:00am – 5:00pm PST, Mon – Fri, except holidays.

Detach here and return the bottom portion to plead NOT GUILTY and request a trial date.

Trial Request Form

I hereby plead NOT GUILTY and request a trial date to contest the liability assigned to me by this citation.

Signature

Date

Printed

Phone #

I have verified that my address is correct as listed on the Uniform Traffic Citation.

New Address: _____

CITY OF TIGARD

A COMPLAINT WILL BE FILED AGAINST YOU IN THE COURT SHOWN ON THE FRONT OF THIS CITATION.

READ CAREFULLY

If the front of this citation shows you are charged with a **VIOLATION**, you must select one option listed below:

OPTION 1	Enter a plea of no contest and pay the court the amount of the presumptive fine written on the front of this citation. If the court accepts your plea, the court may not impose a fine that is more than the amount of the presumptive fine.
OPTION 2	Enter a plea of no contest and send a letter of explanation. You must do all of the following before the date and time this citation requires you to appear in court. If you respond by mail, the mail must arrive at the court before you are required to appear. 1. Sign/date here: _____ (signature) _____ (date); AND 2. Send or take to the court this citation and the full amount of the presumptive fine; AND 3. Attach a written statement explaining the circumstances of the violation(s) charged. IMPORTANT: If you choose this option, you will make a written appearance and waive your right to a trial. The court may consider your written statement when establishing the amount of the fine. The court cannot impose a fine that is less than the minimum fine amount. If the court finds you guilty, the court may keep all or part of the money you pay. The court will not fine you more without giving you notice to come to the court for a hearing.
OPTION 3	Enter a plea of not guilty and request a trial by doing one of the following: A. Complete and return the TRIAL REQUEST FORM on the back of your Notice of Violation B. Go to the court in person on or before the date and time written on the front of this citation to plead not guilty and request a trial. IMPORTANT: You have a right to a trial. The court will give you notice of the time and place when you MUST appear in person and may impose penalties if you do not appear. The court may require you to deposit money to assure your appearance if you failed to appear on any offense charges in the past. If the court finds at trial that you are guilty, the court cannot impose a fine that is less than minimum fine amount. The court will not impose a fine if it finds you not guilty.
OPTION 4	Trial by Affidavit: Contact the court before the date and time this summons requires you to appear to determine if you qualify for a trial by affidavit. If so, the trial will be based upon sworn, written statements. Future court appearances may not be necessary. If you do not qualify or the court does not offer this option, you must comply with one of the other options listed above.
OPTION 5	Traffic School / Good Driver Incentive: You may qualify for Beaverton's Traffic School Safety Program which could result in dismissal of the ticket. You may also be eligible for a reduction of the fine. To see if you qualify, you must come in person to the court before the date and time this citation requires you to appear.

NOTICE

- IF YOU FAIL TO FOLLOW THESE INSTRUCTIONS, THE COURT MAY ISSUE A WARRANT FOR YOUR ARREST and/or may suspend your license if you fail to appear on a citation for a traffic offense.**
- THE COURT MAY SEND YOU A NOTICE AND REQUIRE YOU TO APPEAR AT THE COURT FOR A HEARING.**
- For traffic offenses, this record will be sent to the licensing authority of the state where you are licensed to drive to **decide if a license suspension is appropriate.**
- For violations, you must notify the court and the prosecuting attorney's office before you are required to appear in court if you are going to have an attorney represent you.
- For violations, if you do not pay the full presumptive fine amount in advance and do not appear, the court may enter a conviction and a judgment against you for more than the presumptive fine and up to the maximum penalty allowed by law for the charged offense(s) including the maximum fines / fees, restitution, and collections.**

MAIL CORRESPONDENCE OR WRITTEN APPEARANCE AND MAKE CHECKS PAYABLE TO:

BEAVERTON MUNICIPAL COURT
PO BOX 4755
BEAVERTON, OR 97076-4755

PLEASE BE SURE THAT YOU LIST THE CITATION/DOCKET NUMBER ON YOUR CHECK OR MONEY ORDER.

CITY OF TIGARD

FOR CITATIONS ISSUED IN THE NAME OF A BUSINESS

CITY OF BEAVERTON CERTIFICATE OF NON-LIABILITY Driver Identification Form

Citation/Docket No
<Insert Citation Number>

COMPLETE THE INFORMATION BELOW ON THE PERSON ACTUALLY DRIVING THE BUSINESS VEHICLE

If you were not the driver of the vehicle at the time and location described in the citation, you may fill out the Certificate of Non-Liability form below.

1. Read and fill out this form
2. Select Option 1 *OR* Option 2 and complete Driver / New owner information
3. Mail the completed form to:
Beaverton Municipal Court
P.O. Box 4755
Beaverton, OR 97076-4755
4. If you have any questions about this form or your citation, please call 503-526-2290

Important Note

Do not include payment as this document is certifying that you are **NOT** responsible for this citation.

Certificate of Non-Liability

I truly swear or affirm under the penalty of law that I was not the driver of the vehicle when it was detected in violation as detailed below:

DATE & TIME OF VIOLATION	LOCATION OF VIOLATION	LICENSE PLATE
<mm/dd/yy & hh:mm am/pm>	<Location>	<State & Plate>

OPTION 1

- I SOLD the business vehicle prior to the violation date. Provide the new owner's information below.

OPTION 2

- If this vehicle is owned, leased or rented, by a business or public agency and was being driven by an employee, lessee, or renter, at the time of the alleged violation, please provide the information below to identify the driver.

DRIVER / NEW OWNER INFORMATION

Print Driver / New owner's Name: _____

Address: _____

Driver's License #: _____ DL issue state: _____

DOB: _____

Please sign verifying the above information is true and correct.

Signature: _____ Date: _____

Printed Name: _____ Issued By: <Insert Issuing Officer's Name>

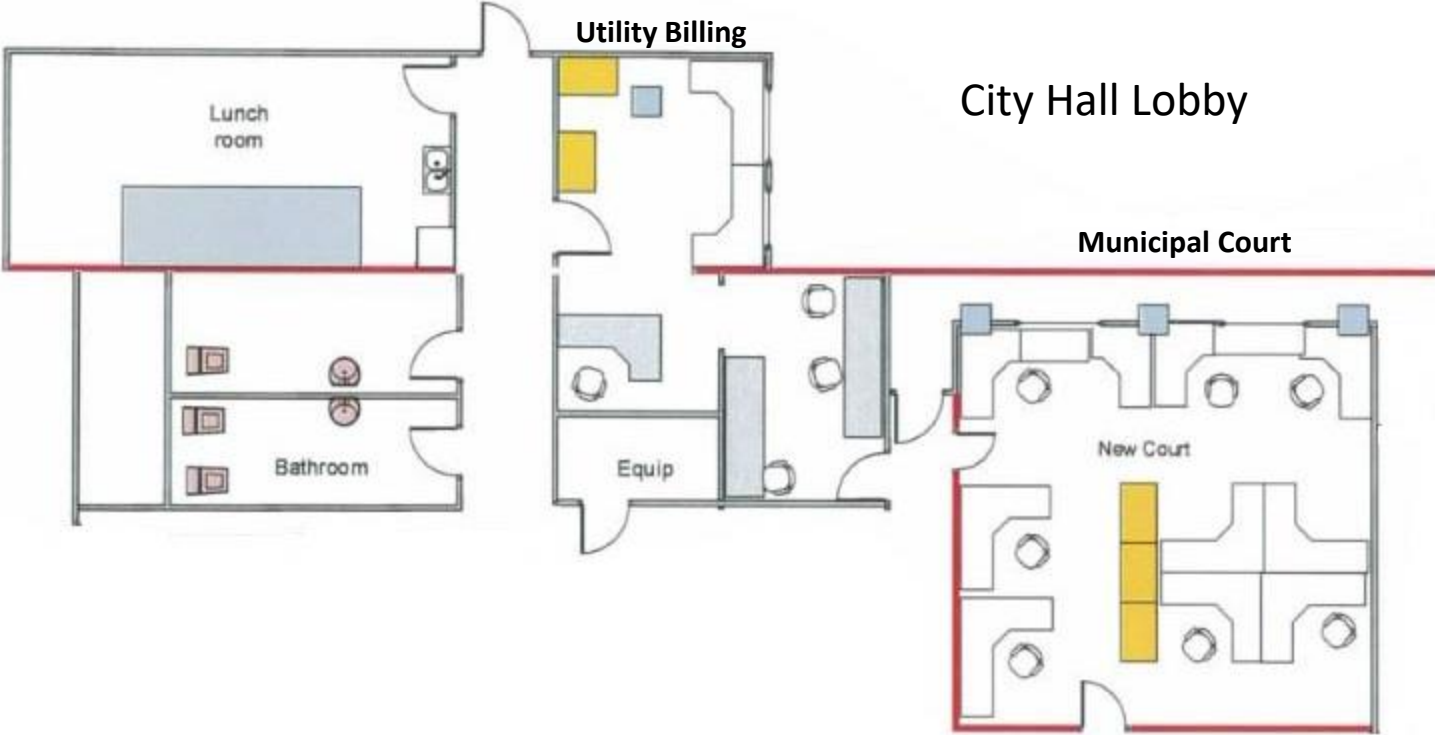
Court Experience - What Happens?

- A photo enforcement citation carries the same rights, fines, and consequences as an officer-issued citation, but the driver has the added benefit to be able to view the incident on video.
- Options
 - Pay online
 - Sign citation and mail fine amount to the court
 - Call the court office with any questions, concerns, options
 - Appear for scheduled arraignment, listed on citation
 - Appear before court clerks at counter – Video accessible
 - Plead not guilty and request a trial

Court Expansion Personnel

- Using caseload projections and input from other agencies, additional resources identified to accommodate projected 300% increase in caseload.
- 3 additional staff; software; judicial, prosecutor and interpreter hours; and material and supplies – Q1 request of \$252,783.
- These costs will pay for themselves this fiscal year.

Facility Changes



Implementation Plan

Facilities

- Municipal Court will switch office space with Utility Billing
- Interim/remodeling period – Fewest service interruptions to citizens
 - Move UB function to current court office
 - One window for court customers; one for UB
 - Reverse process for UB remodel

Public Relations

Implementation plan must include a mandated community engagement rollout plan

Community education plan will serve to introduce, prepare and provide adequate notice for program implementation. Also;

- The demonstrated benefit to the community such as reducing traffic crashes and overall road safety
- Reasons why polling indicated overwhelming Tigard resident support
- How photo enforcement can effect improvement of overall driver behavior

Phase 1 (months 1 & 2)

Communications Plan Development

- Schedule for implementation and rollout
- Develop resources for Department as it interacts with the public about the project

Phase 2 (months 3 & 4)

**Create Communication Materials
Supporting Media Campaign**

- Create media releases supporting project rollout
- Create educational materials about the project such as flyers, posters & digital signage
- Create a link on the Tigard Police website hosting project information and media campaign materials

Phase 3 (months 5 - 12)
Program Rollout

- Finalize media materials and prepare for distribution

Timelines / Frontend Tasks

Task	Number of Days
✓ Site Selection	.5
✓ Plan Development	5
✓ Permitting	14.5 (ODOT dependent)
✓ Roadside Construction	18.5
✓ Engineering & Image Quality	5
✓ Final Reviews & Site Release	1

Timelines / Backend Tasks

Task	Number of Days
✓ Business Rules	8.25
✓ Data Base	26
✓ Notices / Citation Setup	17
✓ Portal Setup	8
✓ Court Transfer	18
✓ City/Client Training	4
✓ Public Outreach and Information	30

Timelines / Summary

Timelines were provided by the vendor and serve as a general outline of the implementation process. There will be a mixture of frontend and backend tasks running concurrently towards completion.

Once a contract is executed, we should reach total system readiness within 90 days. This of course depends on how the ODOT permitting process goes.

Timeline (approximate)

